



Resurrection Catholic School Faithfully Catholic since 1962

"We Resurrection Parish Catholic School are a diverse community committed to forming a Christ-centered environment that fosters academic excellence and lifelong Gospel values."



Happy New Year 2016!!!

Students and teachers posed for a picture during Deacon Conway's visit last week.

**Now accepting items for
our Garage Sale!!!**

*Turn your trash into
someone else's treasure.*

Dates to Remember

1/13—Science Fair—6PM

1/13—Room parent meeting 8am or 5pm

1/14—NU Day for Father Steven/ \$2

1/16—Confirmation

1/18—No School—Martin Luther King Day

1/21—Father Steven's Last Mass with the students


1/21—Students goodbye party for Father Steven

1/29—Early dismissal

1/30—Winterfest!!!!!!

2/1—Registration opens for 2015-2016

Christ the King
Athletic Association
Spring Baseball 2016



Spring registration now open

T-Ball (4-6 years old) **\$100**

Rookie (7-8 years old) **\$110**

Minors (9-10 years old) **\$120**

Majors (11-12 years old) **\$120**

*Age as of April 30, 2016

To Register Online: ctkcatholic.com/ckaa

Contact information: President-Travis Baptist: ckaabaseball@yahoo.com

742 Arlington Rd N, Jacksonville, FL 32211



Winterfest!!!!

Date: 01/30/16

Time: 10am-3pm

*Celebrate Catholic
Schools
Week!*



- **Booths / Food/ Prizes**
- **Car Show**
- **Crafts**
- **Garage Sale**
- **Ministry Fair**
- **Game Truck**
- **Entertainment**
- **Rock Climbing Wall**



*Enter your Cool Car!
Craft Booth Rental—\$20
Garage Sale items gratefully accepted!*

5710 Jack Rd.
Jacksonville, FL 32277
904-744-1266

FR. STEVEN'S FAREWELL LUNCHEON


Say Goodbye to Fr. Steven

□ Fr. Steven is being transferred from Resurrection to Pastor of St. Patrick's Catholic Church in Gainesville, FL & the Mission of St. Philip Neri in Hawthorne, FL.

□ Butler's BBQ will be cooking for this luncheon. The menu is as follows: Beef Brisket, Chicken, Mashed Potatoes & Gravy, Green Beans, Salad, Dinner Rolls, and of course Ice cream!

□ Please come and enjoy the luncheon, and bid Fr. Steven farewell as he follows the Lord's call to serve a new flock of parishioners. We will miss him dearly!

***Sunday 1/24
@ 12:15PM***





Would YOU like to be a sponsor?

Resurrection Catholic School would love for you or your business to sponsor our yearbook for the 2015-2016 school year.

\$100 will purchase a full page ad.

For \$50 your business can design half a page to be included within this year's yearbook.

(Half page and full page ads are reserved for our 8th graders and business sponsors-

Please have these emailed or handed in as a hard copy


to Julia Carlson: jcarlson@resurrectioncatholic.com)

A \$5 message can be added for any student.

Example: Suzy- Congratulations! Heading to the 6th grade! - Love Mom and Dad.

All checks are to be made out to Resurrection Catholic School and be turned in with your ad by 2/29/16

Thank you for your support!



Caption describing picture or graphic.

INSIDE STORY HEADLINE

This story can fit 150-200 words.

One benefit of using your newsletter as a promotional tool is that you can reuse content from other marketing materials, such as press releases, market studies, and reports.

While your main goal of distributing a newsletter might be to sell your product or service, the key to a successful newsletter is making it useful to your readers.

A great way to add useful content to your newsletter is to develop and write your own articles, or include a calendar of upcoming events or a special offer that promotes a new product.

You can also research articles or find “filler” articles by accessing the World Wide Web. You can write about a variety of topics but try to keep your articles short.

Much of the content you put in your newsletter can also be

used for your Web site. Microsoft Publisher offers a simple way to convert your newsletter to a Web publication. So, when you’re finished writing your newsletter, convert it to a Web site and post it.

INSIDE STORY HEADLINE

This story can fit 100-150 words.

The subject matter that appears in newsletters is virtually endless. You can include stories that focus on current technologies or innovations in your field.

You may also want to note business or economic trends, or make predictions for your customers or clients.

If the newsletter is distributed

internally, you might comment upon new procedures or improvements to the business. Sales figures or earnings will show how your business is growing.

Some newsletters include a column that is updated every issue, for instance, an advice column, a book review, a letter from the president, or an editorial. You can also profile new employees or top customers or vendors.

INSIDE STORY HEADLINE

This story can fit 75-125 words.

Selecting pictures or graphics is an important part of adding content to your newsletter.

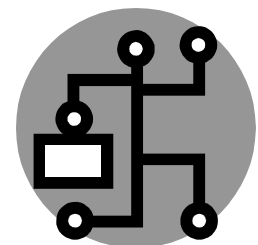
Think about your article and ask yourself if the picture supports or enhances the message you’re trying to convey. Avoid selecting images that appear to be out of context.

Microsoft Publisher includes

thousands of clip art images from which you can choose and import into your newsletter. There are also several tools you can use to draw shapes and symbols.

Once you have chosen an image, place it close to the article. Be sure to place the caption of the image near the image.

“To catch the reader's attention, place an interesting sentence or quote from the story here.”



Caption describing picture or graphic.



Picture yourself in the yearbook.

Order your **yearbook** online at
ybpay.lifetouch.com



28903 © 2014 Lifetouch National School Studios Inc.



Resurrection Catholic School
SAVE WITH THE EARLY BIRD SPECIAL!!
By February 15th - \$25
After February 15th - \$30
To pay online please use the below Yearbook Code
Yearbook ID Code: 12604116
Or return the following order form:

Child's Name: _____

Grade: _____

Amount \$ _____