































Students will read one fiction and one nonfiction book and complete the book report forms given to them by Miss Skyles. (Incoming students will receive a copy of the forms from the office.) This is a reading quiz grade. Students should also continue to read on their assigned AR level over the summer and fill out a log of the books they read. Book reports and book logs are due August 16th. The top readers will receive treasure box prizes.

SECTION 3:
Reader Response

Summer Reading Log

Directions: Help your child list the title of a book after reading it. Then have your child shade in the face that shows how he or she feels about the book.

1.			
2.			
3.			
4.			
5.			
6.			
7.			
8.			
9.			
10.			

SECTION 3:
Reader Response

My Book Review

Book Title: _____

Author: _____

This book is about _____

I think the book is _____


Three reasons why I think so

1. _____

2. _____

3. _____

Picture of Best Part



SECTION 3:
Reader Response

About an Informational Book

Title: _____

Author: _____

**Most interesting thing
I learned about:**

Fun Facts!

- 1.
- 2.
- 3.

Picture It!

Caption: _____

SECTION 1: Decoding & Spelling Practice

☆ Practice Pages 1–10



SECTION 1:
Decoding & Spelling Practice

Practice Page 1






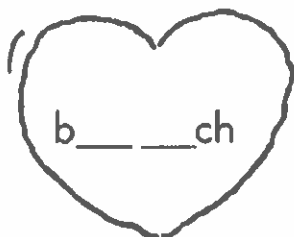
Directions: Have your child complete each word with **oa** or **ai**, and then write a sentence or draw a picture to show its meaning.

1. tr____n	2. s____p
3. t____d	4. sn____l
5. br____d	6. c____t
7. g____l	8. t____l

SECTION 1:
Decoding & Spelling Practice

Practice Page 2

Directions: Have your child write **ee** to complete the words on stars and **ea** to complete the words on hearts. Then list each word in the correct group for the spelling of **long e**.



ee

ea

1. _____

5. _____

2. _____

6. _____

3. _____

7. _____

4. _____

8. _____

SECTION 1:
Decoding & Spelling Practice

Practice Page 3

Directions: Have your child trace the gray letters and write the missing vowel pair to complete a word in each sentence.

oa ee

1. Frits will sw p the steps.

ai oa

3. Tac put on her c t.

oa ee

2. Sal felt sick and his thr t hurt.

ea oa

4. Toc keeps her room cl n.

ai ea

5. Oswald likes to p nt.

ue ie

6. The sun shone in the bl sky.

ai ie

7. Each team had 3 goals, so the game was a t _____.



SECTION 1:
Decoding & Spelling Practice


Practice Page 4

Directions: Have your child complete each word with **oi** or **oy**, and then write a sentence or draw a picture to show its meaning.

1. c____n	2. b_____
3. t_____	4. _____l
5. b_____l	6. enj_____
7. j_____n	8. p_____nt

Directions: Have your child write **ow** to complete the words, and then list each word in the correct group for the vowel sound.

A Snow Shower



ow = owl

ow = snow

1. _____

5. _____

2. _____

6. _____

3. _____

7. _____

4. _____

8. _____

SECTION 1:
Decoding & Spelling Practice

Practice Page 6

Directions: Have your child complete each word with **ar** or **or**, and then write a sentence or draw a picture to show its meaning.

1. c_____	2. h_____n
3. c_____n	4. y_____n
5. sh_____k	6. st_____m
7. f_____est	8. j_____

Directions: Have your child find and circle the words that have the sound **er**, and then list them in the correct group for their spellings.

A Perfect Party

dinner ladder

turn under

girl shirt

fur frog

bird

curb dress

rise

ir **er** **ur**

- | | | |
|----------|----------|----------|
| 1. _____ | 4. _____ | 7. _____ |
| 2. _____ | 5. _____ | 8. _____ |
| 3. _____ | 6. _____ | 9. _____ |

Directions: Have your child complete each sentence using a word from the box.

scarf	sports	turn	bird
pepper	thirsty	hurt	farm

1. Eating pretzels made Doc _____.

2. Ettabetta had a _____ around her neck.

3. Sal fell and got _____.



4. Our pet _____ chirps a lot in the morning.

5. Toc's uncle has a big barn on his _____.

6. It was Icky's _____ to wash the dishes.


7. Tic likes to play lots of _____.

8. The _____ made Cass sneeze.



Directions: Have your child list the words with the short **oo** sound under the word **good** and the words with the long **oo** sound under the word **scoop** at the bottom of the page.

Good Scoops



good

scoop

1. _____

5. _____

2. _____

6. _____

3. _____

7. _____

4. _____

8. _____

SECTION 1:
Decoding & Spelling Practice

Practice Page 10

Directions: Have your child complete each sentence using a word from the box.

foot	tooth	pool	boots
cook	book	broom	woods

1. Toc had a wiggly _____.



2. Golly hurt his _____.

3. Alf used a _____ to sweep the porch.

4. Oswald was reading a good _____.



5. Rain _____ keep your feet from getting wet.

6. The kids like to swim at the _____.

7. Tic helps _____ dinner.



8. Frits's grandpop has a cabin in the _____.